



**Update \_2\_0\_307E**

**Clinical Reminders**

**TOXIC EXPOSURE SCREEN REMINDER UPDATE**

**Install Guide**

**January 2024**

Product Development  
Office of Information Technology  
Department of Veterans Affairs

Table of Contents

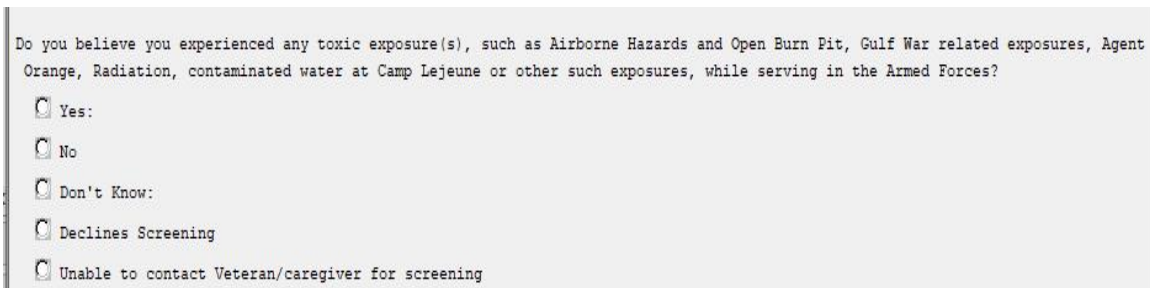
<b>INTRODUCTION .....</b>	<b>1</b>
<b>INSTALL DETAILS .....</b>	<b>6</b>
<b>INSTALL EXAMPLE .....</b>	<b>7</b>
<b>POST INSTALLATION .....</b>	<b>11</b>

# Introduction

This update contains the following changes to the existing Toxic Exposure Screening and Toxic Exposure Screening Follow-up Clinical Reminder Dialogs:

The following changes were made:

1. The **TOXIC EXPOSURE SCREENING reminder** dialog was updated:
  - a. Version is now 5.2
  - b. An unable to screen option was ADDED and can be used to document outreach attempts
    - i. This option WILL NOT resolve the reminder



Do you believe you experienced any toxic exposure(s), such as Airborne Hazards and Open Burn Pit, Gulf War related exposures, Agent Orange, Radiation, contaminated water at Camp Lejeune or other such exposures, while serving in the Armed Forces?

Yes:

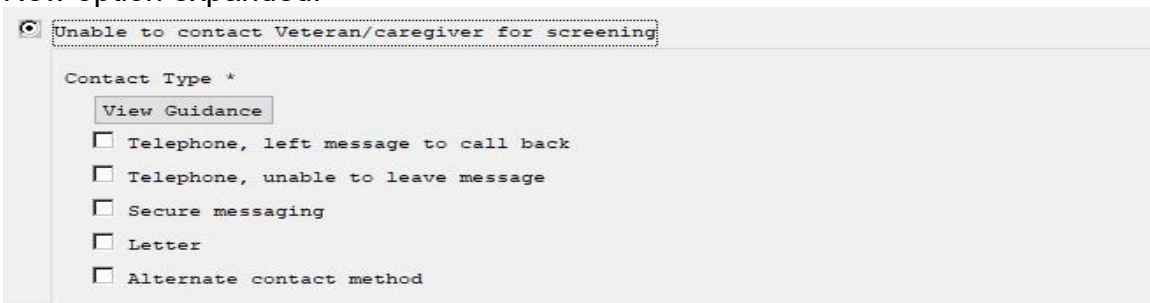
No

Don't Know:

Declines Screening

Unable to contact Veteran/caregiver for screening

New option expanded:



Unable to contact Veteran/caregiver for screening

Contact Type \*

Telephone, left message to call back

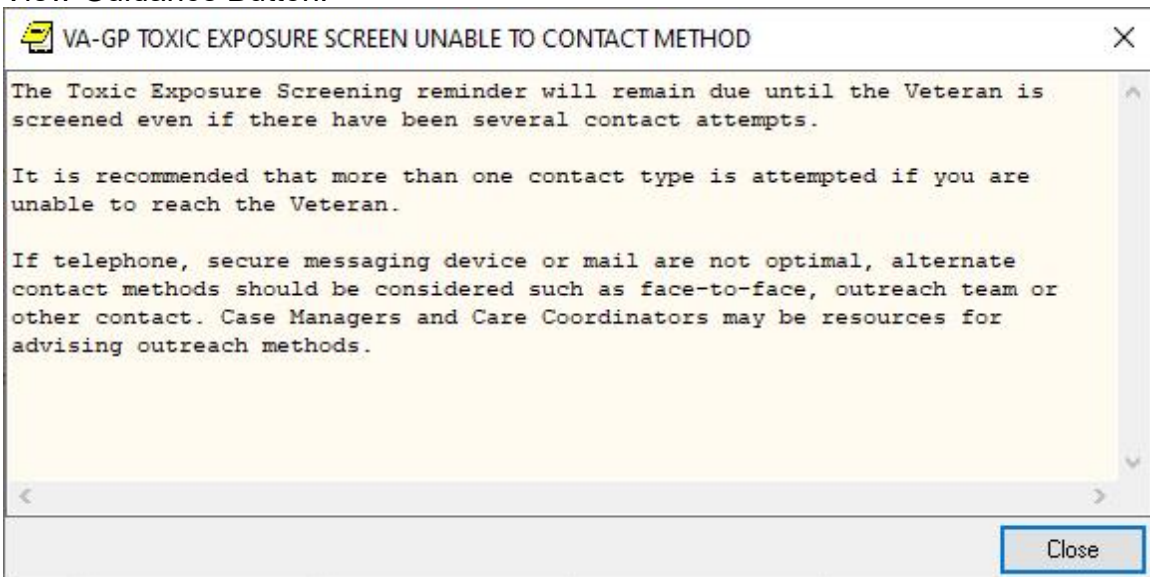
Telephone, unable to leave message

Secure messaging

Letter

Alternate contact method

View Guidance Button:



VA-GP TOXIC EXPOSURE SCREEN UNABLE TO CONTACT METHOD

The Toxic Exposure Screening reminder will remain due until the Veteran is screened even if there have been several contact attempts.

It is recommended that more than one contact type is attempted if you are unable to reach the Veteran.

If telephone, secure messaging device or mail are not optimal, alternate contact methods should be considered such as face-to-face, outreach team or other contact. Case Managers and Care Coordinators may be resources for advising outreach methods.

2. The **TOXIC EXPOSURE SCREENING FOLLOW-UP reminder** dialog was updated:

- a) Version is now 5.2
- b) Specific instructions on how to add to the problem list were added – note this only appears if the patient answered yes to an exposure concern on the screening and does not display in the note:

++ To be completed by an authorized closer. TES mandatory training must be completed before use. ++

++ REQUIRED - Add exposure concern to problem list after selecting "Finish" ++

1. Go to encounter
2. On Diagnosis tab, select "Contact with and (suspected) exposure to other hazardous substances (ICD-10-CM Z77.29)"
3. Select "Add to the Problem List"
4. Type "hazardous substance" and select "Search"
5. Select SNOMED Code "Exposure to potentially hazardous substance"
6. Select "OK"

"Exposure to potentially hazardous substance" may also be added as a new problem directly from the Problems tab.

- c) Updated existing "Unable to contact..." option
  - i. Added "View Guidance" button
  - ii. Added alternate contact method as an additional option to first and second contact attempts

Unable to contact Veteran/caregiver for follow-up of toxic exposure concerns.

First attempt

Contact Type \*

- Telephone, left message to call back
- Telephone, unable to leave message
- Secure messaging
- Letter
- Alternate contact method

I affirm that the Veteran does not have access to any of the above modalities and prefers another contact method.

Method of contact: \*

Second attempt (must be different modality than used for first attempt)

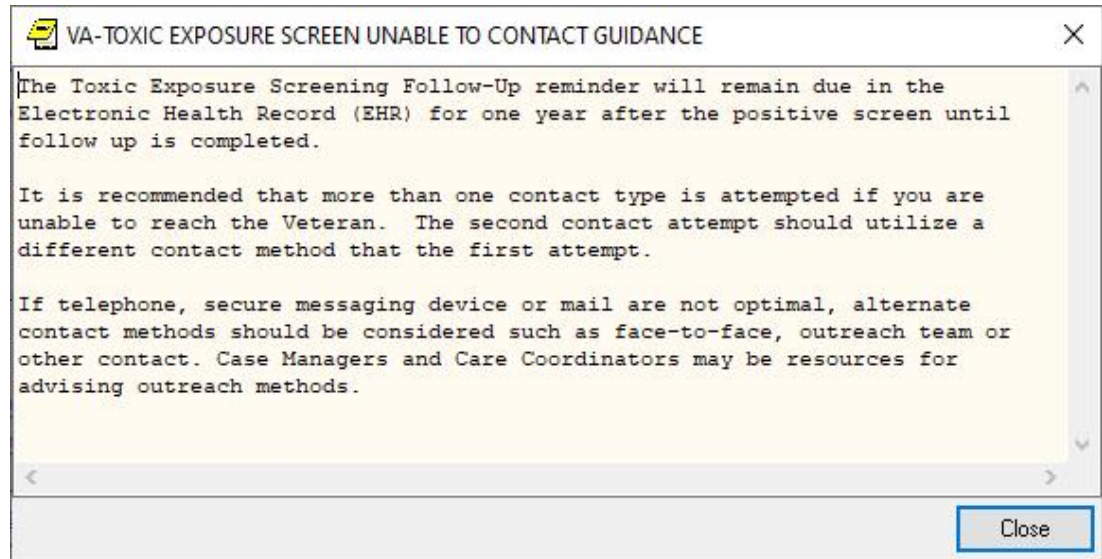
Contact Type \*

- Telephone, left message to call back
- Telephone, unable to leave message
- Secure messaging
- Letter
- Alternate contact method

I affirm that the Veteran does not have access to any of the above modalities and prefers another contact method.

Method of contact: \*

View Guidance Button:



There are no changes to the logic or functionality of the reminder definitions.

UPDATE\_2\_0\_307E contains 1 Reminder Exchange entry:

UPDATE\_2\_0\_307E TOXIC EXPOSURE SCREEN REMINDER UPDATE

**The exchange file contains the following components:**

**REMINDER GENERAL FINDINGS**

VIEW PROGRESS NOTE TEXT

**TIU TEMPLATE FIELD**

VA-TOXIC CONTACT  
VA-TOX OMB DATE  
VA-TOX OMB NUM  
VA-ENV EXP VBA  
VA-ENV EXP OTHER  
VA-WORD  
VA-TOX EXP VSO  
VA-ENV EXP SYMP RA  
VA-ENV EXP SYMP GW2  
VA-ENV EXP SYMP GW  
VA-ENV EXP SYMP CL  
VA-ENV EXP SYMP AH  
VA-ENV EXP SYMP AO

**HEALTH FACTORS**

VA-REMINDER UPDATES [C]  
VA-UPDATE\_2\_0\_307E

VA-TOXIC EXPOSURE SCREEN [C]  
VA-TOX EXP SCR N UNABLE TO CONTACT ALTERNATE  
CONTACT METHOD  
VA-TOX EXP SCR N UNABLE TO CONTACT LETTER  
VA-TOX EXP SCR N UNABLE TO CONTACT SECURE MESSAGE  
VA-TOX EXP SCR N UNABLE TO CONTACT TELEPHONE NO MESSAGE  
LEFT  
VA-TOX EXP SCR N UNABLE TO CONTACT TELEPHONE LEFT MESSAGE  
VA-TOX EXP SCR N UNABLE TO CONTACT  
VA-TOX EXP SCR N VETERAN CONCERN TOXIC EXP NO MED CONCERNS  
VA-TOX EXP SCR N VETERAN CONCERN TOXIC EXP MED CONCERNS  
VA-TOX EXP SCR N FOLLOW UP NO CONNECTIONS GIVEN  
VA-TOX EXP SCR N FOLLOW UP CONSULT TO SOCIAL WORK  
VA-TOX EXP SCR N FOLLOW UP CONSULT TO TES NAVIGATOR  
VA-TOX EXP SCR N FOLLOW UP CONSULT TO REGISTRY PROGRAM  
VA-TOX EXP SCR N FOLLOW UP CONNECTED WITH VSO  
VA-TOX EXP SCR N FOLLOW UP CONNECTED WITH VBA  
VA-TOX EXP SCR N VETERAN CONCERN TOXIC EXP REGISTRY  
QUESTIONS  
VA-TOX EXP SCR N VETERAN CONCERN TOXIC EXP VA ENROLL  
QUESTIONS  
VA-TOX EXP SCR N VETERAN CONCERN TOXIC EXP BENEFIT QUESTIONS  
VA-TOX EXP SCR N VETERAN CONCERN TOXIC EXP NO QUESTIONS  
VA-TOX EXP SCR N VETERAN CONCERN DOESNT KNOW  
VA-TOX EXP SCR N VETERAN CONCERN DECLINED  
VA-TOX EXP SCR N VETERAN CONCERN EDUCATION PROVIDED OTHER  
VA-TOX EXP SCR N VETERAN CONCERN OTHER EXPOSURE  
VA-TOX EXP SCR N VETERAN CONCERN EDUCATION PROVIDED  
RADIATION  
VA-TOX EXP SCR N VETERAN CONCERN RADIATION EXPOSURE  
VA-TOX EXP SCR N VETERAN CONCERN EDUCATION PROVIDED GULF  
WAR  
VA-TOX EXP SCR N VETERAN CONCERN GULF WAR EXPOSURE  
VA-TOX EXP SCR N VETERAN CONCERN EDUCATION PROVIDED CL  
VA-TOX EXP SCR N VETERAN CONCERN CAMP LEJEUNE EXPOSURE  
VA-TOX EXP SCR N VETERAN CONCERN EDUCATION PROVIDED AHBP  
VA-TOX EXP SCR N VETERAN CONCERN AIRBORNE HAZARD BURN PIT  
VA-TOX EXP SCR N VETERAN CONCERN EDUCATION PROVIDED AO  
VA-TOX EXP SCR N VETERAN CONCERN AGENT ORANGE  
VA-TOX EXP SCR N VETERAN CONCERN NONE  
VA-TOX EXP SCR N FOLLOW UP AUTHORIZED CLOSER NOTIFIED  
VA-TOX EXP SCR N VETERAN CONCERN TOXIC EXP MED QUESTIONS  
VA-TOX EXP SCR N VETERAN CONCERN TOXIC EXP DECLINE FOLLOWUP  
VA-TOX EXP SCR N VETERAB CONCERN TOXIC EXP FOLLOW ALT CONT 2  
ATT

VA-TOX EXP SCR N VETERAN CONCERN TOXIC EXP FOLLOW LETTER 2  
ATT  
VA-TOX EXP SCR N VETERAN CONCERN TOXIC EXP FOLLOW VETTEXT 2  
ATT  
VA-TOX EXP SCR N VETERAN CONCERN TOXIC EXP FOLLOW SECUR MSG  
2 ATT  
VA-TOX EXP SCR N VETERAN CONCERN TOXIC EXP FOLL PHONE NO  
MSG 2ATT  
VA-TOX EXP SCR N VETERAN CONCERN TOXIC EXP FOLLOW PHONE MSG  
2 ATT  
VA-TOX EXP SCR N VETERAN CONCERN TOXIC EXP 2ND ATTEMPT  
FOLLOWUP  
VA-TOX EXP SCR N VETERAN CONCERN TOXIC EXP FOLLOW ALT  
CONTACT  
VA-TOX EXP SCR N VETERAN CONCERN TOXIC EXP FOLLOW LETTER  
VA-TOX EXP SCR N VETERAN CONCERN TOXIC EXP FOLLOW VETTEXT  
VA-TOX EXP SCR N VETERAN CONCERN TOXIC EXP FOLLOW SECURE  
MESSAGE  
VA-TOX EXP SCR N VETERAN CONCERN TOXIC EXP FOLLOW PHONE NO  
MSG  
VA-TOX EXP SCR N VETERAN CONCERN TOXIC EXP FOLLOW PHONE  
LEFT MSG  
VA-TOX EXP SCR N VETERAN CONCERN TOXIC EXP FIRST ATTEMPT  
FOLLOWUP  
VA-TOX EXP SCR N VETERAN CONCERN TOXIC EXP UNABLE CONTACT  
FOLLOW  
VA-TOX EXP SCR N VETERAN CONCERN TOXIC EXP PRESUMP COND  
QUESTIONS

**REMINDER TAXONOMY**

VA-TOXIC EXPOSURE

**REMINDER TERM**

VA-REMINDER UPDATE\_2\_0\_307E  
VA-USER CLASS FOR TES FOLLOWUP  
VA-TOXIC EXPOSURE

**HEALTH SUMMARY TYPE:**

VA-TOXIC EXP QUESTIONS  
VA-TOXIC EXPOSURE

**HEALTH SUMMARY OBJECTS**

VA-TOXIC EXP QUESTIONS (TIU)  
VA-TOXIC EXPOSURE (TIU)

**TIU DOCUMENT DEFINITION:**  
VA-TOXIC EXP QUESTIONS  
VA-TOXIC EXPOSURE

**REMINDER DIALOG**  
VA-TOXIC EXPOSURE SCREENING PROVIDER FOLLOW UP  
VA-TOXIC EXPOSURE

## **Install Details**

This update is being distributed as a web host file. The address for the host file is:  
[https://REDACTED /UPDATE\\_2\\_0\\_307E.PRD](https://REDACTED /UPDATE_2_0_307E.PRD)

The file will be installed using Reminder Exchange, programmer access is not required.

Installation:

=====

This update can be loaded with users on the system. Installation will take less than 5 minutes.

## **Pre-Install**

Any local modifications to template fields or to the dialog will be overwritten. Please make note of your local modifications prior to re-entering them in the post-install.

Inquire/print the following reminder dialog elements to identify if you have any orders added as an additional finding and/or if you have changed the reminder dialog text (you can also create an exchange file to back them up and install that exchange file backup after this install if you would like):

VAL-TOXIC EXPOSURE SCREENING LOCAL CONTACT INFO  
VAL-TOXIC EXPOSURE SCREENING REGISTRY EXAM CONSULT  
VAL-TOXIC EXPOSURE SCREENING REGISTRY EXAM TES NAV  
VAL-TOXIC EXPOSURE SCREENING REGISTRY EXAM SOCIAL  
WORK

You will add these orders back and update the dialog text in the post install.

You can also review the template field VA-TOX EXP VSO, this should not be overwritten in the install but it would be good to know what you have in that field if you accidentally overwrite during the install.



## Install Example

To Load the exchange file, in Vista, using the Reminder Exchange menu, use LWH. The URL is [https://REDACTED/UPDATE\\_2\\_0\\_307E.PRD](https://REDACTED/UPDATE_2_0_307E.PRD)

```
+      + Next Screen  - Prev Screen  ?? More Actions
CFE  Create Exchange File Entry          LHF  Load Host File
CHF  Create Host File                    LMM  Load MailMan Message
CMM  Create MailMan Message              LR   List Reminder Definitios
DFE  Delete Exchange File Entry          LWH  Load Web Host File
IFE  Install Exchange File Entry         RI   Reminder Definition Inqy
IH   Installation History                RP   Repack
Select Action: Next Screen// LWH  Load Web Host File
Input the URL for the .prd file: https://[REDACTED]/UPDATE_2_0_307E.PRD
```

You should see a message that the file was loaded successfully.

Search and locate an entry titled UPDATE\_2\_0\_307E TOXIC EXPOSURE SCREEN REMINDER UPDATE in reminder exchange.

Item	Entry	Source	Date Packed
363	UPDATE_2_0_307E TOXIC EXPOSURE SCREEN REMINDER UPDATE		
364	UPDATE_2_0_308 VA-LONG COVID-19 SCREEN		
365	UPDATE_2_0_309 VA-CAREGIVER SUPPORT PROGRAM (CSP) UPDATES		
366	UPDATE_2_0_31 VA-REACH		
367	UPDATE_2_0_310 VA-REACH VET UPDATES		

```
+      + Next Screen  - Prev Screen  ?? More Actions
CFE  Create Exchange File Entry          LHF  Load Host Fil
CHF  Create Host File                    LMM  Load MailMan
CMM  Create MailMan Message              LR   List Reminder
DFE  Delete Exchange File Entry          LWH  Load Web Host
IFE  Install Exchange File Entry         RI   Reminder Defi
IH   Installation History                RP   Repack
Select Action: Next Screen// IFE  Install Exchange File Entry
Enter a list or range of numbers (1-687): 363
```

At the **Select Action** prompt, enter **IFE** for Install Exchange File Entry. Enter the number that corresponds with your entry titled UPDATE\_2\_0\_307E TOXIC EXPOSURE SCREEN REMINDER (in this example it is entry 363, it will vary by site) that is dated 01/17/2024.

```
Package version: 2.0.00  
Description:  
The following Clinical Reminder items were selected for packing:  
REMINDER DIALOG  
  VA-TOXIC EXPOSURE SCREENING PROVIDER FOLLOW UP  
  VA-TOXIC EXPOSURE  
  
REMINDER TERM  
  VA-REMINDER UPDATE_2_0_307E  
  
Keywords:  
  
Components:  
+      Enter ?? for more actions  
IA  Install all Components                IS  Install Selected Compon  
Select Action: Next Screen// IA
```

At the **Select Action** prompt, type **IA** for **Install all Components** and hit enter. Any items that are NEW in any of the below categories, you should **INSTALL**. **SKIP** any items that you are prompted to overwrite.

You will then be prompted to install the first Dialog component.

```
Packed reminder dialog: VA-TOXIC EXPOSURE [NATIONAL DIALOG]
```

Item	Seq.	Dialog Findings	Type	Exists
1		VA-TOXIC EXPOSURE	dialog	X
2	5	VA-TOXIC EXPOSURE SCREENING VERSION Finding: *NONE*	element	X
3	8	VAL-TOXIC EXPOSURE SCREEN NON CLINICAL Finding: *NONE*	element	X
4	9	VA-GP TOXIC EXPOSURE SCREEN*	group	X
5	9.10	VA-GP TOXIC EXPOSURE SCREEN YES Finding: *NONE*	group	X
6	9.10.5	VA-TOXIC EXPOSURE SCREEN YES INFO Finding: *NONE*	element	X
7	9.10.10	VA-GP TOXIC EXPOSURE SCREENING	group	X

```
+      + Next Screen  - Prev Screen  ?? More Actions
DD  Dialog Details          DT  Dialog Text
DF  Dialog Findings        DU  Dialog Usage
DS  Dialog Summary         IA  Install All
Select Action: Next Screen// IA
```

At the **Select Action** prompt, type **IA** to install the dialog – **VA-TOXIC EXPOSURE SCREEN**

Install reminder dialog and all components with no further changes: Y// ES

```
Packed reminder dialog: VA-TOXIC EXPOSURE [NATIONAL DIALOG]
VA-TOXIC EXPOSURE (reminder dialog) installed from exchange file.
```

Item	Seq.	Dialog Findings	Type	Exists
1		VA-TOXIC EXPOSURE	dialog	X
2	5	VA-TOXIC EXPOSURE SCREENING VERSION Finding: *NONE*	element	X
3	8	VAL-TOXIC EXPOSURE SCREEN NON CLINICAL Finding: *NONE*	element	X
4	9	VA-GP TOXIC EXPOSURE SCREEN*	group	X
5	9.10	VA-GP TOXIC EXPOSURE SCREEN YES Finding: *NONE*	group	X
6	9.10.5	VA-TOXIC EXPOSURE SCREEN YES INFO Finding: *NONE*	element	X
7	9.10.10	VA-GP TOXIC EXPOSURE SCREENING	group	X

```
+      + Next Screen  - Prev Screen  ?? More Actions
DD  Dialog Details          DT  Dialog Text
DF  Dialog Findings        DU  Dialog Usage
DS  Dialog Summary         IA  Install All
Select Action: Next Screen// Q
```

When the dialog has completed installation, you will then be returned to this screen. At the **Select Action** prompt, type **Q**.

You will then be prompted to install the next Dialog component.

```
Packed reminder dialog: VA-TOXIC EXPOSURE SCREENING PROVIDER FOLLOW UP [NATIONAL DIALOG]
+-----+-----+-----+-----+
| Item | Seq. | Dialog Findings | Type | Exists |
+-----+-----+-----+-----+
| 1 | VA-TOXIC EXPOSURE SCREENING PROVIDER FOLLOW UP | dialog | X |
| 2 | 10 VA-TOXIC EXPOSURE SCREENING PROVIDER FOLLOW UP | element | X |
|   | VERSION |   |   |
|   | Finding: *NONE* |   |   |
| 3 | 20 VA-TOXIC EXPOSURE SCREENING PROVIDER INTRO | element | X |
|   | Finding: *NONE* |   |   |
| 4 | 30 VA-GP TOXIC EXPOSURE SCREENING PROVIDER FOLLOW | group | X |
|   | UP REMINDER |   |   |
|   | Finding: *NONE* |   |   |
| 5 | 30.5 VA-TOXIC EXPOSURE SCREENING PROVIDER FOLLOW UP | element | X |
|   | ICD CODE |   |   |
|   | Finding: VA-TOXIC EXPOSURE (TIU DOCUMENT DEFINITION) |   | X |
+-----+-----+-----+-----+
| + | + Next Screen | - Prev Screen | ?? More Actions |
+-----+-----+-----+-----+
| DD | Dialog Details | DT | Dialog Text | I |
| DF | Dialog Findings | DU | Dialog Usage | Q |
| DS | Dialog Summary | IA | Install All |
+-----+-----+-----+-----+
| Select Action: Next Screen// IA |
```

At the **Select Action** prompt, type **IA** to install the dialog – **VA-TOXIC EXPOSURE SCREENING PROVIDER FOLLOW UP**

Install reminder dialog and all components with no further changes: Y// ES....

```
Packed reminder dialog: VA-TOXIC EXPOSURE SCREENING PROVIDER FOLLOW UP [NATIONAL DIALOG]
VA-TOXIC EXPOSURE SCREENING PROVIDER FOLLOW UP (reminder dialog) installed from exchange file.
+-----+-----+-----+-----+
| Item | Seq. | Dialog Findings | Type | Exists |
+-----+-----+-----+-----+
| 1 | VA-TOXIC EXPOSURE SCREENING PROVIDER FOLLOW UP | dialog | X |
| 2 | 10 VA-TOXIC EXPOSURE SCREENING PROVIDER FOLLOW UP | element | X |
|   | VERSION |   |   |
|   | Finding: *NONE* |   |   |
| 3 | 20 VA-TOXIC EXPOSURE SCREENING PROVIDER INTRO | element | X |
|   | Finding: *NONE* |   |   |
| 4 | 30 VA-GP TOXIC EXPOSURE SCREENING PROVIDER FOLLOW | group | X |
|   | UP REMINDER |   |   |
|   | Finding: *NONE* |   |   |
| 5 | 30.5 VA-TOXIC EXPOSURE SCREENING PROVIDER FOLLOW UP | element | X |
|   | ICD CODE |   |   |
|   | Finding: VA-TOXIC EXPOSURE (TIU DOCUMENT DEFINITION) |   | X |
+-----+-----+-----+-----+
| + | + Next Screen | - Prev Screen | ?? More Actions |
+-----+-----+-----+-----+
| DD | Dialog Details | DT | Dialog Text | IS | I |
| DF | Dialog Findings | DU | Dialog Usage | QU | Q |
| DS | Dialog Summary | IA | Install All |
+-----+-----+-----+-----+
| Select Action: Next Screen// Q |
```

When the dialog has completed installation, you will then be returned to this screen. At the **Select Action** prompt, type **Q**.

```
Package Version: 2.0P65
```

```
Description:
```

```
The following Clinical Reminder items were selected for packing:
```

```
REMINDER DIALOG
```

```
VA-TOXIC EXPOSURE SCREENING PROVIDER FOLLOW UP
```

```
VA-TOXIC EXPOSURE
```

```
REMINDER TERM
```

```
VA-REMINDER UPDATE_2_0_307E
```

```
Keywords:
```

```
Components:
```

```
+ + Next Screen - Prev Screen ?? More Actions
```

```
IA Install all Components
```

```
IS Install Selected Compon
```

```
Select Action: Next Screen// Q
```

You will then be returned to this screen. At the **Select Action** prompt, type **Q**.

Install complete.

## Post Installation

### 3. Using your pre-install inquiry, update the dialog text and findings:

In Vista, using the menu, Reminder Dialog Management, Reminder Dialogs, change your view to Element view. Search for and find the element VAL-TOXIC EXPOSURE SCREENING LOCAL CONTACT INFO. Edit the DIALOG/PROGRESS NOTE TEXT and replace the lines with “xxxxxxx” with the text for local contacts you identified in the pre-install.

Add consult/referrals to follow up reminder if you previously attached a consult to these items. Review your pre-install inquiry and edit the additional findings and dialog text to match.

To add a quick order, in Vista, using the menu, Reminder Dialog Management, Reminder Dialogs, change your view to Element view. Search for and find the appropriate element and add your quick order as an Additional Finding – DO NOT CHANGE OR REMOVE THE HEALTH FACTOR IN THE FINDING FIELD.

- i. VAL-TOXIC EXPOSURE SCREENING REGISTRY EXAM CONSULT – represents a Consult/Referral to Registry Program
- ii. VAL-TOXIC EXPOSURE SCREENING REGISTRY EXAM SOCIAL WORK – represents a Consult/Referral to Social Work
- iii. VAL-TOXIC EXPOSURE SCREENING REGISTRY EXAM TES NAV – represents a Consult/Referral to TES Navigator

4. In CPRS, open the reminder Toxic Exposure Screening and confirm the version displays as 5.2. Confirm your local information added in step 1 is also correct.
5. In CPRS, open the reminder Toxic Exposure Screening Follow-up and confirm the version displays as 5.2. Confirm your local information added in step 1 is also correct.
6. Review template field VA-TOX EXP VSO and confirm the correct information displays.