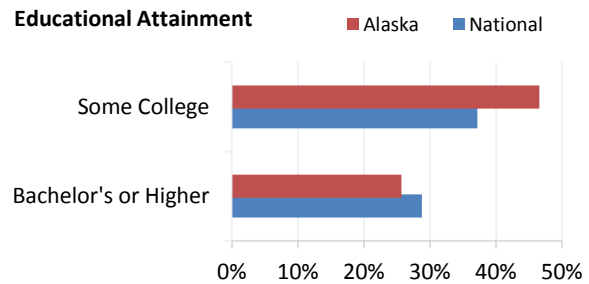
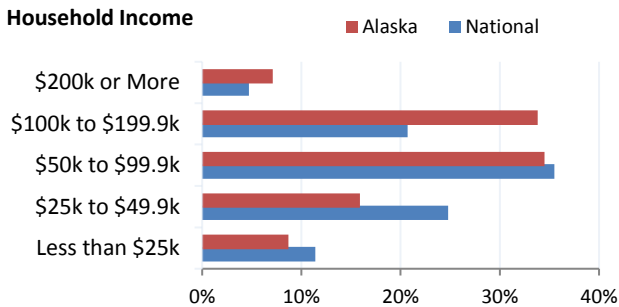
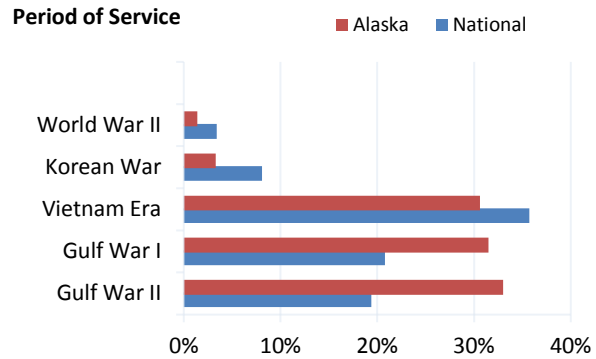
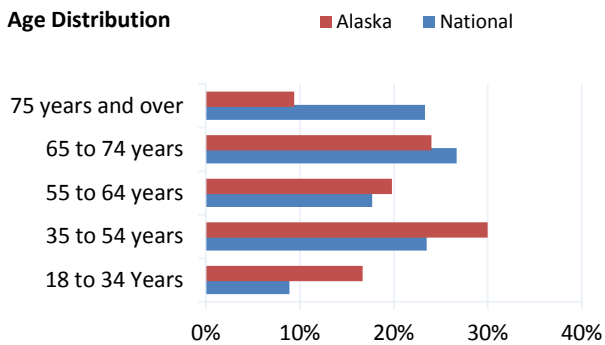


VA Facilities (as of 9/30/2017)	Alaska	National
Number of Inpatient Care Sites	0	154
Number of Outpatient Care Sites	6	1,029
Number of Vet Centers	3	300
Number of VBA Regional Offices	1	56
Number of National and State Cemeteries	2	246

VA Expenditures FY 2017 (in thousands)	Alaska	National
Compensation & Pension	\$ 281,733	\$ 84,138,460
Construction	\$ 51	\$ 1,467,395
Education & Voc Rehab/Employment	\$ 69,531	\$ 13,182,263
General Operating Expenses	\$ 28,269	\$ 9,222,998
Insurance & Indemnities	\$ 2,426	\$ 1,700,374
Medical Care	\$ 310,359	\$ 69,709,570



Veteran Population (as of 9/30/2017)	Alaska	National
Number of Veterans	68,719	19,998,799
Percent of Adult Population that are Veterans	13.12%	6.60%
Number of Women Veterans	9,465	1,882,848
Percent of Women Veterans	13.77%	9.41%
Number of Military Retirees	10,908	2,156,647
Percent of Veterans that are Military Retirees	15.87%	10.78%
Number of Veterans Age 65 and Over	20,421	9,410,179
Percent of Veterans Age 65 and Over	29.72%	47.05%



VA Healthcare and Benefits (as of 9/30/2017)	Alaska	National
Number of Veterans Receiving Disability Compensation	19,772	4,552,819
Number of Veterans Receiving Pension	292	276,570
Number of Dependency & Indemnity Comp Beneficiaries	829	411,390
Number of Education Beneficiaries	3,871	987,577
Number of Enrollees in VA Healthcare System	33,843	9,116,200
Number of Unique Patients Treated	19,915	6,035,183



Population Change	Alaska	National
Veteran Population 2015	68K	20.8M
Veteran Population 2045	69K	12M
Annual Percentage Change	0.03%	-1.82%

Alaska	9/30/2015	9/30/2020	9/30/2025	9/30/2030	9/30/2035	9/30/2040	9/30/2045
Age	Less than 40	15,438	19,149	20,344	20,715	21,027	21,201
	40-64	32,325	28,975	28,023	28,787	30,275	32,064
	65+	20,245	20,760	20,567	19,293	17,337	15,215

Alaska	9/30/2015	9/30/2020	9/30/2025	9/30/2030	9/30/2035	9/30/2040	9/30/2045
Gender	Male	58,978	58,937	58,187	57,327	56,554	55,907
	Female	9,030	9,946	10,747	11,468	12,085	12,572

Alaska	9/30/2015	9/30/2020	9/30/2025	9/30/2030	9/30/2035	9/30/2040	9/30/2045
Period of Service	WWII	582	162	29	3	0	0
	Korea	2,479	1,276	494	129	22	0
	Vietnam	20,922	16,414	12,320	8,495	5,144	1,006
	Gulf War	33,771	42,179	46,454	45,775	43,372	39,930

Note: The total for Period of Service does not equal the total Veteran Population because peace time veterans were excluded

Alaska	9/30/2015	9/30/2020	9/30/2025	9/30/2030	9/30/2035	9/30/2040	9/30/2045
Race	White, Not Hispanic	50,862	50,087	49,475	49,394	49,840	50,794
	Minority	17,146	18,796	19,459	19,400	18,799	17,686

Note: Minorities are all races/ethnicities except non-Hispanic White Veterans

