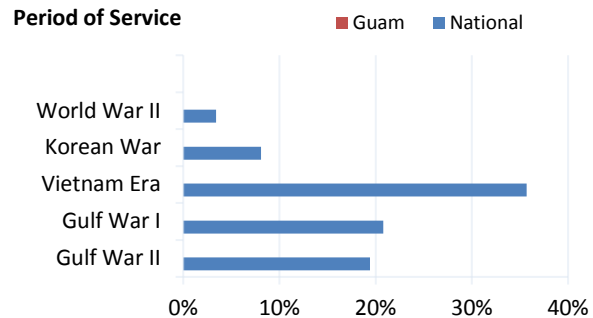
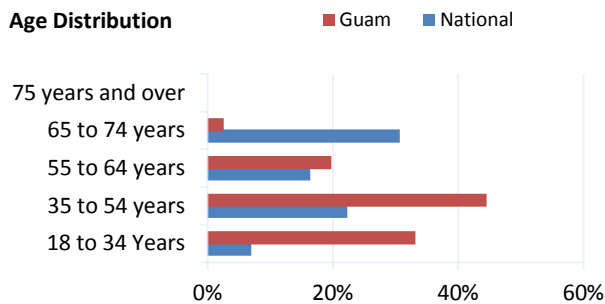


VA Facilities (as of 9/30/2017)	Guam	National
Number of Inpatient Care Sites	0	154
Number of Outpatient Care Sites	1	1,029
VA Facilities (FY 2016)	1	300
Number of VBA Regional Offices	0	56
Number of National and State Cemeteries	1	246

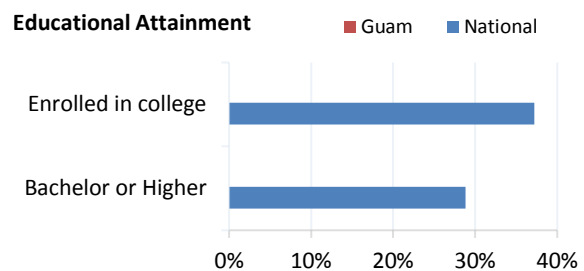
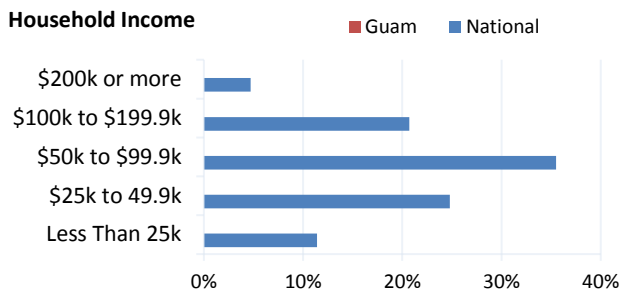
VA Expenditures FY 2017 (in thousands)	Guam	National
Compensation & Pension	\$ 59,576	\$ 84,138,460
Construction	\$ -	\$ 1,467,395
Education & Voc Rehab/Employment	\$ 15,096	\$ 13,182,263
General Operating Expenses	\$ -	\$ 9,222,998
Insurance & Indemnities	\$ 688	\$ 1,700,374
Medical Care	\$ 34,049	\$ 69,709,570



Veteran Population (as of 9/30/2017)	Guam	National
Number of Veterans	10,026	19,998,799
Percent of Adult Population that are Veterans	6.29%	6.60%
Veteran Population (FY 2016)	1,677	1,882,848
Percent of Women Veterans	16.73%	9.41%
Number of Military Retirees	2,101	2,156,647
Percent of Veterans that are Military Retirees	20.96%	10.78%
Number of Veterans Age 65 and Over	2,216	9,410,179
Percent of Veterans Age 65 and Over	22.10%	47.05%



Guam Census data is not available for period of service, household income, and education level



VA Healthcare and Benefits (as of 9/30/2017)	Guam	National
Number of Veterans Receiving Disability Compensation	2,900	4,552,819
Number of Veterans Receiving Pension	56	276,570
VA Healthcare and Benefits (FY 2016)	421	411,390
Number of Education Beneficiaries	904	987,577
Number of Enrollees in VA Healthcare System	NA	9,116,200
Number of Unique Patients Treated	NA	6,035,183



Population Change	Guam	National
Veteran Population 2015	10K	20.8M
Veteran Population 2045	11K	12M
Annual Percentage Change	0.50%	-1.82%

Guam	9/30/2015	9/30/2020	9/30/2025	9/30/2030	9/30/2035	9/30/2040	9/30/2045	
Age	Less than 45	3,194	3,683	3,952	4,073	3,922	3,747	3,768
	45-64	4,524	4,057	3,811	3,842	4,242	4,719	4,872
	65+	2,111	2,513	2,829	2,978	2,969	2,827	2,766

Guam	9/30/2015	9/30/2020	9/30/2025	9/30/2030	9/30/2035	9/30/2040	9/30/2045	
Gender	Male	8,332	8,320	8,254	8,162	8,041	7,875	7,702
	Female	1,498	1,933	2,339	2,730	3,091	3,418	3,704

Guam	9/30/2015	9/30/2020	9/30/2025	9/30/2030	9/30/2035	9/30/2040	9/30/2045
Period of Service	WWII	unknown	unknown	unknown	unknown	unknown	unknown
	Korea	unknown	unknown	unknown	unknown	unknown	unknown
	Vietnam	unknown	unknown	unknown	unknown	unknown	unknown
	Gulf War	unknown	unknown	unknown	unknown	unknown	unknown

Note: The total for Period of Service does not equal the total Veteran Population because peace time veterans were excluded

Guam	9/30/2015	9/30/2020	9/30/2025	9/30/2030	9/30/2035	9/30/2040	9/30/2045
Race	White, Not Hispanic	unknown	unknown	unknown	unknown	unknown	unknown
	Minority	unknown	unknown	unknown	unknown	unknown	unknown

Note: Minorities are all races/ethnicities except non-Hispanic White Veterans

