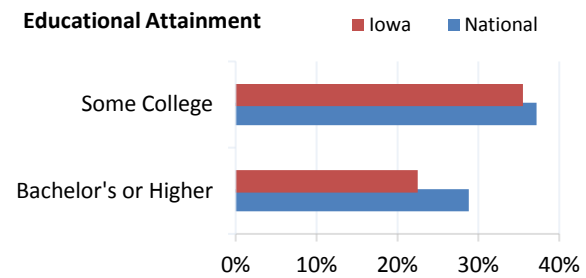
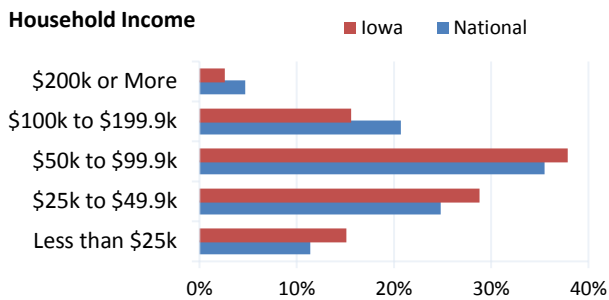
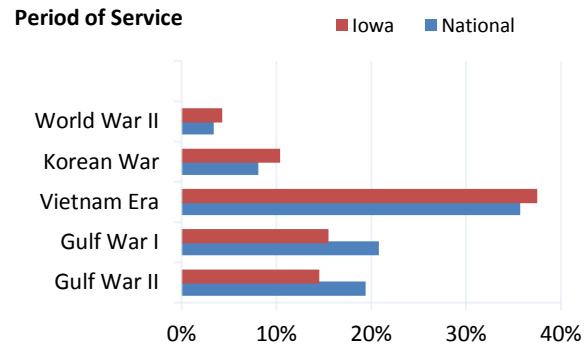
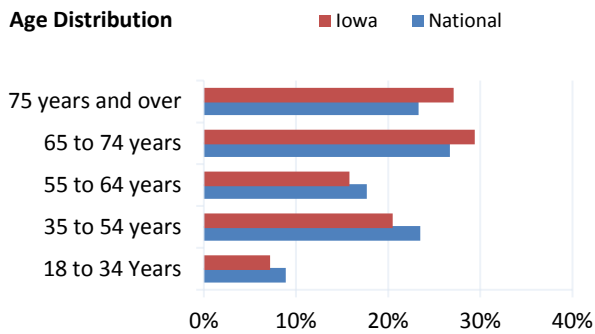


VA Facilities (as of 9/30/2017)	Iowa	National
Number of Inpatient Care Sites	2	154
Number of Outpatient Care Sites	18	1,029
Number of Vet Centers	3	300
Number of VBA Regional Offices	1	56
Number of National and State Cemeteries	2	246

VA Expenditures FY 2017 (in thousands)	Iowa	National
Compensation & Pension	\$ 625,384	\$ 84,138,460
Construction	\$ (13)	\$ 1,467,395
Education & Voc Rehab/Employment	\$ 71,711	\$ 13,182,263
General Operating Expenses	\$ 12,453	\$ 9,222,998
Insurance & Indemnities	\$ 17,305	\$ 1,700,374
Medical Care	\$ 722,036	\$ 69,709,570



Veteran Population (as of 9/30/2017)	Iowa	National
Number of Veterans	206,430	19,998,799
Percent of Adult Population that are Veterans	8.92%	6.60%
Number of Women Veterans	15,140	1,882,848
Percent of Women Veterans	7.33%	9.41%
Number of Military Retirees	13,333	2,156,647
Percent of Veterans that are Military Retirees	6.46%	10.78%
Number of Veterans Age 65 and Over	109,121	9,410,179
Percent of Veterans Age 65 and Over	52.86%	47.05%



VA Healthcare and Benefits (as of 9/30/2017)	Iowa	National
Number of Veterans Receiving Disability Compensation	40,560	4,552,819
Number of Veterans Receiving Pension	2,789	276,570
Number of Dependency & Indemnity Comp Beneficiaries	3,233	411,390
Number of Education Beneficiaries	21,143	987,577
Number of Enrollees in VA Healthcare System	98,809	9,116,200
Number of Unique Patients Treated	70,860	6,035,183



Population Change	Iowa	National
Veteran Population 2015	217K	20.8M
Veteran Population 2045	111K	12M
Annual Percentage Change	-2.21%	-1.82%

Iowa	9/30/2015	9/30/2020	9/30/2025	9/30/2030	9/30/2035	9/30/2040	9/30/2045
Age	Less than 40	29,510	28,678	25,620	23,003	21,349	21,158
	40-64	75,771	64,227	57,350	51,352	46,981	43,270
	65+	111,432	98,618	86,060	75,799	65,973	54,949

Iowa	9/30/2015	9/30/2020	9/30/2025	9/30/2030	9/30/2035	9/30/2040	9/30/2045
Gender	Male	201,821	176,061	153,017	133,593	117,274	103,832
	Female	14,892	15,462	16,013	16,562	17,029	17,345

Iowa	9/30/2015	9/30/2020	9/30/2025	9/30/2030	9/30/2035	9/30/2040	9/30/2045
Period of Service	WWII	11,919	3,870	808	105	8	0
	Korea	24,052	13,841	5,938	1,722	324	3
	Vietnam	74,672	65,553	54,175	40,947	26,970	14,597
	Gulf War	62,101	69,811	74,026	73,835	71,995	68,783

Note: The total for Period of Service does not equal the total Veteran Population because peace time veterans were excluded

Iowa	9/30/2015	9/30/2020	9/30/2025	9/30/2030	9/30/2035	9/30/2040	9/30/2045
Race	White, Not Hispanic	205,337	179,895	157,566	138,890	123,236	110,335
	Minority	11,376	11,628	11,464	11,265	11,067	10,842

Note: Minorities are all races/ethnicities except non-Hispanic White Veterans

