

VA Facilities (as of 9/30/2019)	Louisiana	Total
Number of Inpatient Care Sites	3	146
Number of Outpatient Care Sites	16	1,088
Number of Vet Centers	4	300
Number of VBA Regional Offices	1	56
Number of National and State Cemeteries	8	256

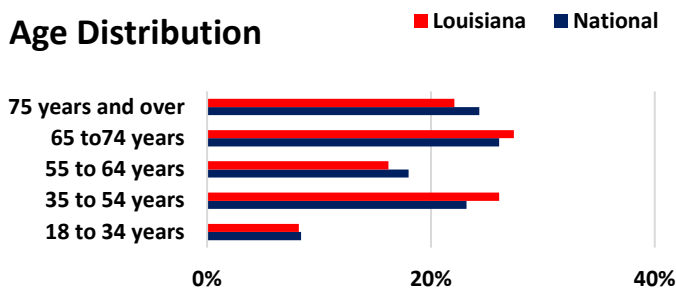
VA Expenditures FY 2019 (in thousands)	Louisiana	Total
Compensation & Pension	\$ 1,501,914	\$ 97,637,686
Construction	\$ 7,416	\$ 1,238,240
Education & Voc Rehab/Employment	\$ 140,937	\$ 13,810,758
General Operating Expenses	\$ 26,746	\$ 10,117,163
Insurance & Indemnities	\$ 16,852	\$ 1,401,616
Medical Care	\$ 1,294,153	\$ 77,802,984

National Center for Veterans Analysis and Statistics, Contact: www.va.gov/vetdata
 Sources: VA Veteran Population Projection Model, VA Geographic Distribution of Expenditures, VA Annual Benefits Report, U.S. Census Bureau, American Community Survey

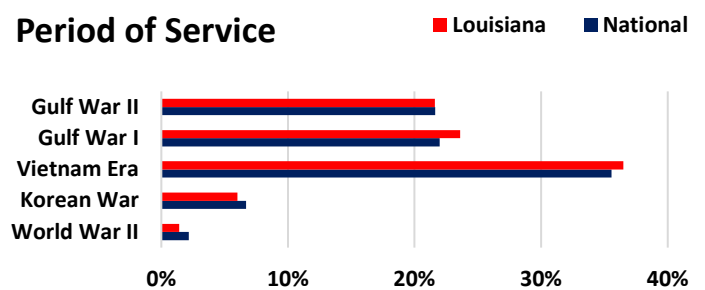


Veteran Population (as of 9/30/2019)	Louisiana	Total
Number of Veterans	292,586	19,928,795
Percent of Adult Population that are Veterans	6.5%	6.8%
Number of Women Veterans	33,320	2,014,727
Percent of Women Veterans	11.4%	10.1%
Number of Military Retirees	26,514	2,174,409
Percent of Veterans that are Military Retirees	9.1%	10.9%
Number of Veterans Age 65 and Over	120,857	9,180,714
Percent of Veterans Age 65 and Over	41.3%	46.1%

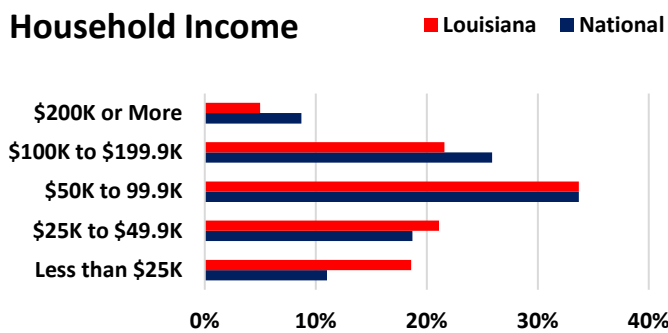
Age Distribution



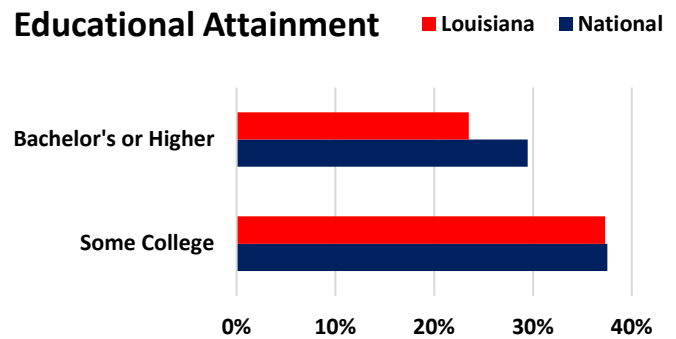
Period of Service



Household Income



Educational Attainment



VA Healthcare and Benefits (as of 9/30/2020)	Louisiana	Total
Number of Veterans Receiving Disability Compensation	69,371	5,081,692
Number of Veterans Receiving Pension	4,631	219,587
Number of Dependency & Indemnity Comp Beneficiaries	7,206	445,503
Number of Education Beneficiaries (as of 9/30/2019)	26,175	900,740
Number of Enrollees in VA Healthcare System	131,254	9,161,716
Number of Unique Patients Treated	89,238	6,112,562

National Center for Veterans Analysis and Statistics, Contact: www.va.gov/vetdata
 Sources: VA Veteran Population Projection Model, VA Geographic Distribution of Expenditures, VA Annual Benefits Report, U.S. Census Bureau, American Community Survey



Population Change	Louisiana	Total
Veteran Population 2018	298K	20.3M
Veteran Population 2048	185K	12.2M
Annual Percentage Change	-1.6%	-1.7%

Louisiana		9/30/2018	9/30/2023	9/30/2028	9/30/2033	9/30/2038	9/30/2043	9/30/2048
Age	Less than 40	53,380	44,013	38,867	36,547	35,989	35,688	35,725
	40-64	122,247	114,056	105,154	93,654	81,453	74,456	65,780
	65+	122,052	115,662	108,116	101,949	96,344	87,862	83,788

Louisiana		9/30/2018	9/30/2023	9/30/2028	9/30/2033	9/30/2038	9/30/2043	9/30/2048
Gender	Male	264,589	239,634	217,411	197,154	178,841	163,369	151,211
	Female	33,089	34,096	34,727	34,996	34,944	34,637	34,082

Louisiana		9/30/2018	9/30/2023	9/30/2028	9/30/2033	9/30/2038	9/30/2043	9/30/2048
Period of Service	WWII	7,512	1,734	257	24	1	0	0
	Korea	16,366	8,392	3,069	738	115	11	1
	Vietnam	91,062	77,656	61,847	44,308	26,989	13,087	4,770
	Gulf War	129,168	138,972	142,905	139,321	133,569	126,297	115,948

Note: The total for Period of Service does not equal the total Veteran Population because peace time veterans were excluded

Louisiana		9/30/2018	9/30/2023	9/30/2028	9/30/2033	9/30/2038	9/30/2043	9/30/2048
Race	White, Not Hispanic	204,123	182,095	163,371	147,476	133,970	122,949	114,625
	Minority	93,555	91,636	88,767	84,674	79,815	75,057	70,668

Note: Minorities are all races/ethnicities except non-Hispanic White Veterans

