

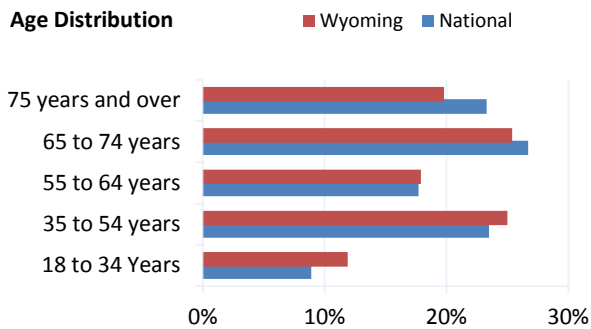
VA Facilities (as of 9/30/2017)	Wyoming	National
Number of Inpatient Care Sites	2	154
Number of Outpatient Care Sites	10	1,029
Number of Vet Centers	2	300
Number of VBA Regional Offices	0	56
Number of National and State Cemeteries	1	246

VA Expenditures FY 2017 (in thousands)	Wyoming	National
Compensation & Pension	\$ 173,021	\$ 84,138,460
Construction	\$ 4,782	\$ 1,467,395
Education & Voc Rehab/Employment	\$ 19,059	\$ 13,182,263
General Operating Expenses	\$ 1,843	\$ 9,222,998
Insurance & Indemnities	\$ 3,302	\$ 1,700,374
Medical Care	\$ 247,079	\$ 69,709,570

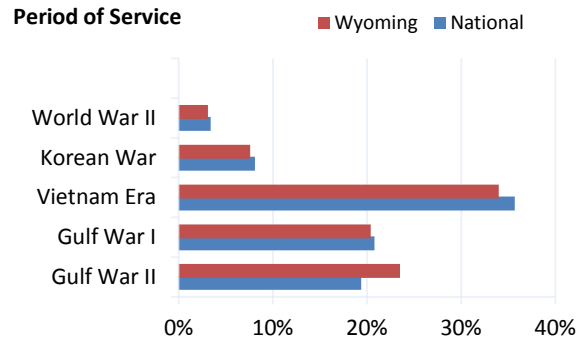


Veteran Population (as of 9/30/2017)	Wyoming	National
Number of Veterans	47,220	19,998,799
Percent of Adult Population that are Veterans	11.04%	6.60%
Number of Women Veterans	4,672	1,882,848
Percent of Women Veterans	9.89%	9.41%
Number of Military Retirees	5,638	2,156,647
Percent of Veterans that are Military Retirees	11.94%	10.78%
Number of Veterans Age 65 and Over	20,343	9,410,179
Percent of Veterans Age 65 and Over	43.08%	47.05%

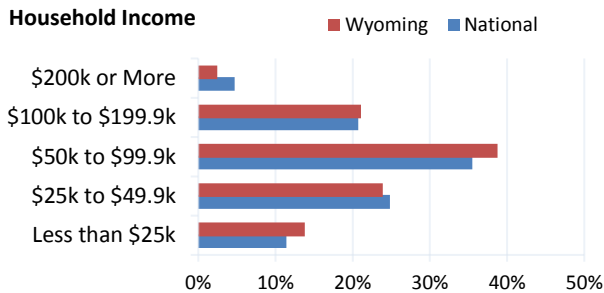
Age Distribution



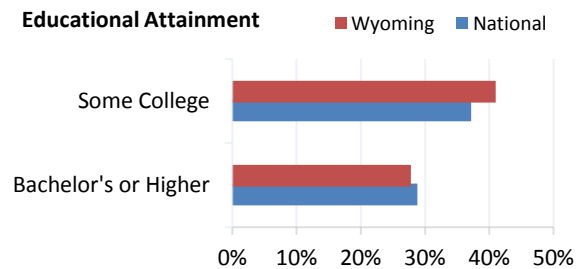
Period of Service



Household Income



Educational Attainment



VA Healthcare and Benefits (as of 9/30/2017)	Wyoming	National
Number of Veterans Receiving Disability Compensation	11,855	4,552,819
Number of Veterans Receiving Pension	409	276,570
Number of Dependency & Indemnity Comp Beneficiaries	712	411,390
Number of Education Beneficiaries	1,469	987,577
Number of Enrollees in VA Healthcare System	26,346	9,116,200
Number of Unique Patients Treated	18,768	6,035,183



Population Change	Wyoming	National
Veteran Population 2015	48K	20.8M
Veteran Population 2045	38K	12M
Annual Percentage Change	-0.77%	-1.82%

Wyoming	9/30/2015	9/30/2020	9/30/2025	9/30/2030	9/30/2035	9/30/2040	9/30/2045
Age	Less than 40	8,423	8,755	7,918	7,184	6,927	6,928
	40-64	18,973	17,545	17,832	18,277	18,120	18,032
	65+	20,290	19,987	18,605	17,017	15,647	14,104

Wyoming	9/30/2015	9/30/2020	9/30/2025	9/30/2030	9/30/2035	9/30/2040	9/30/2045
Gender	Male	43,118	41,469	39,242	37,045	34,976	33,127
	Female	4,568	4,818	5,113	5,432	5,718	5,937

Wyoming	9/30/2015	9/30/2020	9/30/2025	9/30/2030	9/30/2035	9/30/2040	9/30/2045
Period of Service	WWII	1,136	362	72	9	1	0
	Korea	2,940	1,672	697	190	33	0
	Vietnam	17,725	15,449	12,737	9,636	6,384	3,501
	Gulf War	18,186	22,069	24,550	25,523	25,731	25,192

Note: The total for Period of Service does not equal the total Veteran Population because peace time veterans were excluded

Wyoming	9/30/2015	9/30/2020	9/30/2025	9/30/2030	9/30/2035	9/30/2040	9/30/2045
Race	White, Not Hispanic	44,062	42,115	39,194	36,095	33,018	30,067
	Minority	3,624	4,172	5,161	6,383	7,676	8,997

Note: Minorities are all races/ethnicities except non-Hispanic White Veterans

